





FLEXI 1250



Standard equipment:

- 
 - 5.511.1346
PPL brush Ø 360 mm - 15"
- 
 - 4.508.1040
Front squeegee blade
L.537 mm - Th. 2.5 mm
 - 4.508.1041
Rear squeegee blade
L.590 mm - Th. 3 mm
- 
 - 0.108.0072
On-board Battery charger
12V 8A
 - only for model code:
on request
- 
 - 0.107.0061
Maintenance free battery
12V MFP 50
65Ah C20/50Ah C-5
 - only for model code:
on request
- 0.108.0025
Power cable 1,5 mt.
for battery charger
only for model code:
on request

- Suitable to work in high congested areas like small shops, offices, kitchens, schools, hospitals, bars, gyms, restaurants
- Adjustable flow (automatic start-stop with solenoid valve) of the detergent solution depending on type of surface
- Brush with quick release • Removable recovery tank • Available in battery version (on request) with integrated battery charger with data memory and for any type of batteries • Battery included • Squeegee lifting lever • Compact reclining handle with control switches • Easy access and simple service of the components.

	FLEXI 1250 E	FLEXI 1250 B
code	8.518.0055	on request
power supply	220/240 V - 50/60 Hz	12 V
scrubbing / squeegee width	360 / 460 mm	360 / 460 mm
max working capacity	1260 m ² /h	1260 m ² /h
detergent tank capacity	11 l / 2.91 gal	11 l / 2.91 gal
recovery tank capacity	12-13 l / 3.2 gal	12-13 l / 3.2 gal
traction	mechanical	mechanical
RPM / pressure on the brushes	130/18 kg / 40 lbs	130/18 kg / 40 lbs
brush motor power	370 W	250 W
detergent solution system	solenoid valve	solenoid valve
depression / vacuum motor	850 mmH ₂ O/400 W	650 mmH ₂ O/180 W
dimensions / weight	120x43x97 cm / 38kg	120x43x97 cm / 38kg



The unit can be supplied mains (15 m cable available) or battery powered. Reclining handle: fit on any operator's height and allowing the perfect cleaning also on 90° corners. Shock-absorbing covers , simple cleaning of the recovery tank, non marking wheels .

Easy access to mechanical parts (easy maintenance of each component), removable recovery tank without tools.



User friendly analogic control panel. Control lever for brush operation and detergent water outflow. General ON/OFF switch, brush and vacuum motor switch, solenoid valve operation switch.

Parabolic squeegee, easy rubber blades replacement. The floating brush plate and squeegee grant the right cleaning pressure on any type of floor.



Optional accessories:



- 0.108.0051 Booster battery charger



- 4.508.1058 Polyurethane front blade L.537 TH. 2,5
- 4.508.1059 Polyurethane rear blade L.590 TH. 3



- 5.511.1413 Tynex brush Ø 360 mm-14"
- 5.511.1411 PPL 0,03 brush Ø 360 mm-14"
- 5.511.1412 PES brush Ø 360 mm-14"



- 5.511.1129 EWU pad driver Ø 360mm-14"



- 6.508.0143 Abrasive pad Ø 381 mm-15" - beige (5 pcs.)
- 6.508.0144 Abrasive pad Ø 381 mm-15" - green (5 pcs.)
- 6.508.0141 Abrasive pad Ø 381 mm-15" - black (5 pcs.)



- 4.512.0068 Extension electric cord 15 m with Schuko plug