

PRO Worker EM

Wet & Dry vacuum cleaner with power tool socket with remote control and automatic filter shaker





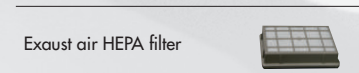


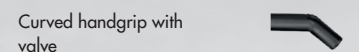

AUTOMATIC ON/OFF



MAX 2200 W



Standard equipment:



- 1 by pass motors • Suction system with by-pass cooling • Power tool socket (max 2200 W) • Automatic ON/OFF filter shaker • Shock proof tank (PP) • Liquid float valve • Dirty filter indicator • Rotary switch • Hepa filter • Microfiber collector filter • Engine HEPA filter • Extension steel pipe • Multidiameter tool adapter • 7.5 m neoprene power cable. • Traceless wheels • Accessories Ø35.

PRO Worker EM	
code	0.052.0004
voltage	220-240V ~ 50-60Hz
n°motors - power	1 - 1400 W
column depression	24 kPa/2400 mmH ₂ O
air suction	70 l/s
volume	27 l.
dimension/weight	51x36x56 cm/11 kg